



Feedback Analysis Report

AY 2019-20



**SHREE L. R. TIWARI DEGREE COLLEGE
OF
ARTS, COMMERCE AND SCIENCE,
Mira Road (East)**

Feedback Report

After the completion of the academic session 2019-20, separate feedback was collected from all four stakeholders i. e. Students, Teachers, Parents and Employers.

Mode of Collection:

From students, teachers, parents feedback was collected offline for different categories.

No. of Responses Received:

Responses received from different stakeholders are mentioned below:

Stakeholder	No. of Responses Received
Students	628
Parents	425
Teachers	22
Employers	2

Feedback Analysis:

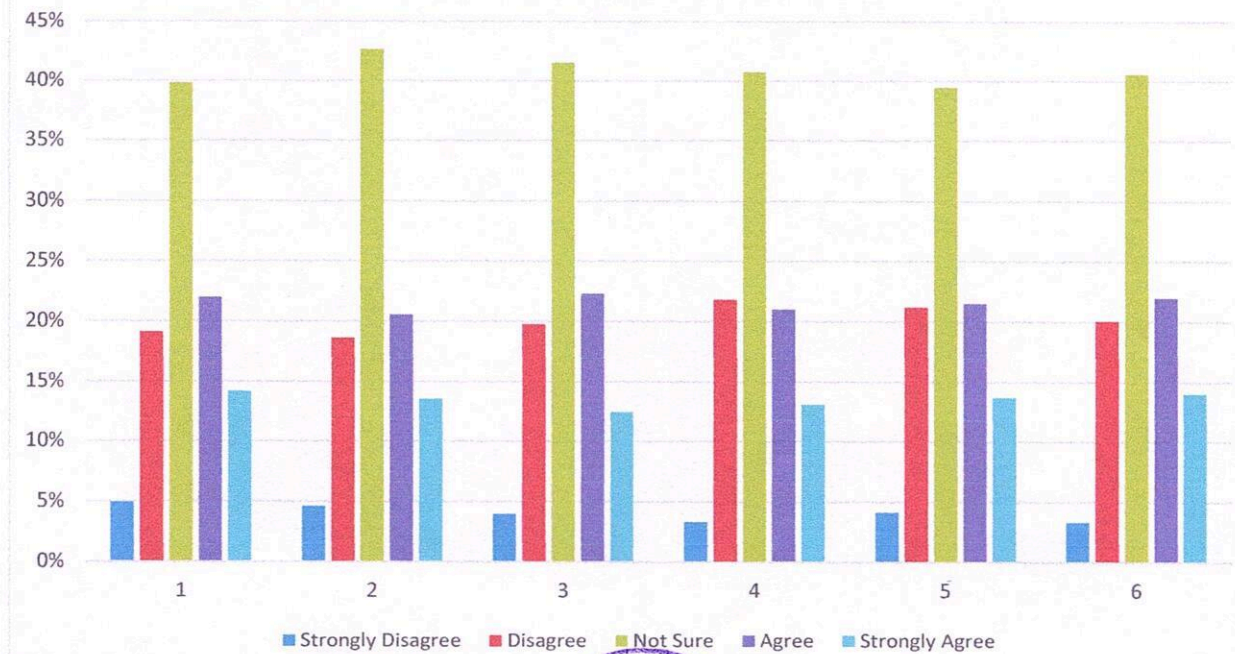
Detailed analysis of feedback responses from all five stakeholders are discussed below.



STUDENTS' FEEDBACK ON CURRICULUM

Description	Strongly Disagree	Disagree	Not Sure	Agree	Strongly Agree	Total	Overall Satisfaction (%)
Does the syllabus meet its objectives?	5%	19%	40%	22%	14%	628	95%
Organization of the Course	5%	19%	43%	21%	14%	628	95%
Emphasis/Importance on fundamentals/basics	4%	20%	42%	22%	12%	628	96%
Benefits derived from the course	3%	22%	41%	21%	13%	628	97%
Coverage of modern/advanced topics	4%	21%	39%	21%	14%	628	96%
Does this course meet the current industry requirements	3%	20%	41%	22%	14%	628	97%

STUDENTS FEEDBACK ON CURRICULUM



Feedback Analysis

1. Does Syllabus meet the objectives?

This data suggests that the majority of students with 40% ranking it "Not Sure" and 22% ranking it "Very Good" believe that the syllabus meets its objectives. 9% of the students rated the syllabus as "Average," suggesting that they feel the objectives are partially met but there is room for improvement while a smaller percentage has a less favorable opinion expressing that rated the syllabus as "Poor," indicating that they believe the course objectives are not adequately met.

2. Is the course content well organized?

14% of the students rated the organization of the course as "Excellent," suggesting that they find the course exceptionally well-organized. 43% of the students rated the organization of the course as "Good," and 21% of the students rated the organization of the course as "Very Good," indicating that they are highly satisfied with the courses' structure and flow. 19% of the students rated the organization of the course as "Average," and 5% of the students rated the organization of the course as "Poor," indicating that they feel the course is somewhat organized but could be improved

3. Does the course adequately emphasis on fundamentals and basics concept

21% of the students rated the organization of the course as "Very Good," and 14% rated in "Excellent" indicating that they are highly satisfied with the courses's structure and flow. 19% rated "Average," indicating that they feel the course is somewhat organized but could be improved. A negligible 5% indicated that the course lacks structure.

4. Benefits derived from the course

41% of the students rated the benefits derived from the course as "Good," 21% rated "Very Good" and 13% rated "Excellent" suggesting that they find the course beneficial to a reasonable extent. 22% of the students rated the benefits derived from the course as "Average," indicating that they find some benefits but expected more.


5. Do you find modern and advanced topic being covered

14% of the students rated the coverage of modern/advanced topics as "Excellent," indicating that they find the course exceptionally comprehensive with modern and advanced topics. 39% of the students rated the coverage of modern/advanced topics as "Good," and 21% rated "Very Good" indicating that they find the course includes a satisfactory amount of advanced material.

6. Does this course meet the current industry requirements?

20% of the students rated the course as "Average," indicating that they find some alignment with industry requirements but room for improvement. 41% of the students rated the course as "Good," suggesting that they find the course adequately aligned with current industry demands. 22% of the students rated the course as "Very Good," and 14% as "Excellent" indicating that they are highly satisfied with how the course meets industry requirements. A minimum of 3% of the students rated as "Poor," suggesting that they believe the course falls short in meeting industry demands.


Overall, the data indicates that there is room for improvement in various aspects of the student curriculum, with the majority of responses falling under "Good" and "Very Good." This feedback can be valuable in identifying areas that need enhancement and areas where the course is performing well. Implementing changes based on this feedback could lead to a more effective and well-received curriculum.



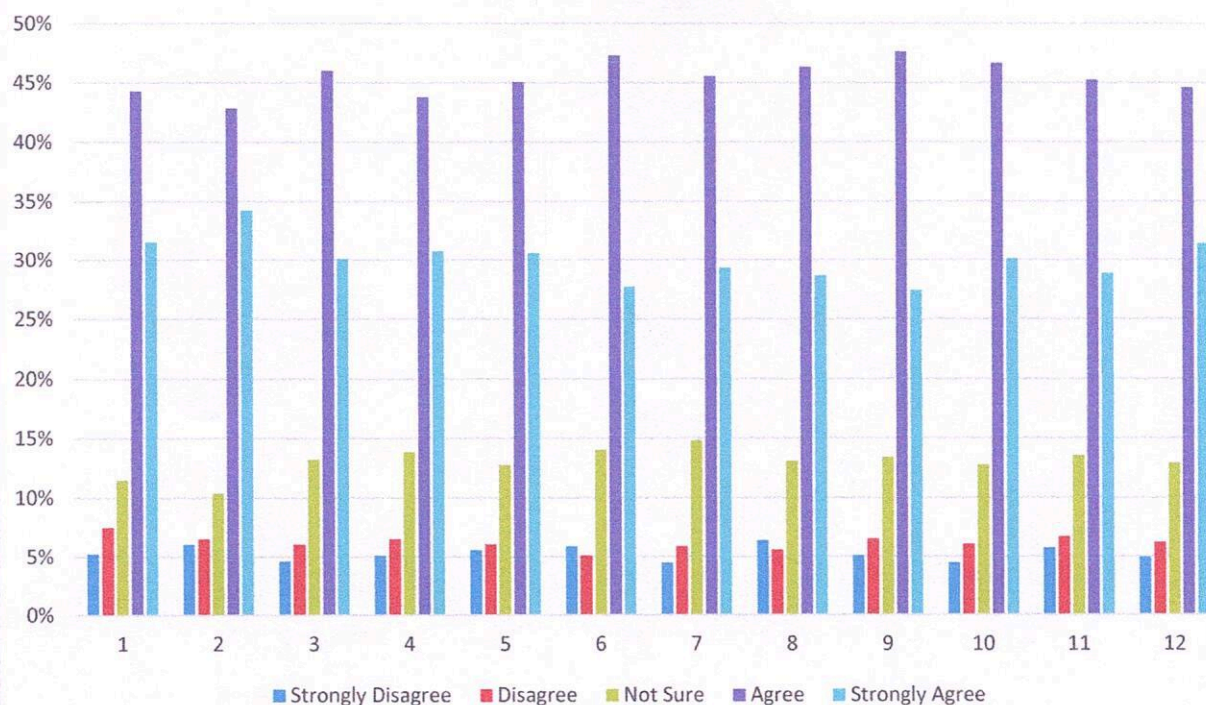
STUDENTS' FEEDBACK ON TEACHING-LEARNING

The student feedback loop fosters a collaborative approach to education, where the voices of learners play a pivotal role in shaping the quality of instruction and contributing to continuous improvement in the teaching and learning process. This feedback sheds light on strengths and areas for improvement in teaching-learning.

Description	Strongly Disagree	Disagree	Not Sure	Agree	Strongly Agree	Total	Overall Satisfaction (%)
The Subject faculty covers 100% syllabi of the respective subjects in the class.	5%	7%	11%	44%	32%	628	95%
The Faculties come well prepared to the class.	6%	7%	10%	43%	34%	628	94%
Your faculties are able to communicate effectively	5%	6%	13%	46%	30%	628	95%
The evaluation process by the faculties is fair enough.	5%	7%	14%	44%	31%	628	95%
The mentor - mentee process in college helps you in your social and emotional growth.	6%	6%	13%	45%	31%	628	94%
The faculties illustrate concepts through examples and applications.	6%	5%	14%	47%	28%	628	94%
The College provides multiple opportunities to learn and grow.	4%	6%	15%	46%	29%	628	96%
The College involves students in continuous quality improvement.	6%	6%	13%	46%	29%	628	94%
The College provides internship and field visits to the students as required.	5%	7%	13%	48%	27%	628	95%
Remedial classes are conducted for the slow learners.	4%	6%	13%	47%	30%	628	96%
The syllabus is completed on time & revision lectures are conducted prior to Exam.	6%	7%	14%	45%	29%	628	94%
The faculty engages students in role play/case studies/collaborative learning etc.	5%	6%	13%	45%	31%	628	95%



STUDENTS FEEDBACK ON TEACHING LEARNING



Feedback Analysis

Q.1: The Subject faculty covers 100% syllabi of the respective subjects in the class.

In context of covering 100% syllabi of the respective subjects by the subject faculty in the class, more than half of the total respondents (44%) 'agreed' and nearly one third of the respondents (32%) 'strongly agreed' on the same context. This positive feedback underscores the syllabus's overall effectiveness in conveying its intended learning outcomes.

However, very small portion of the respondents (5%) have indicated that they 'strongly disagree' and also 7% of the respondents opted that they 'disagree' whereas 11% have selected 'No Comment' for 100% syllabus completion by subject faculties which is the area of concern that warrants immediate attention.


Thus, the overall satisfaction for 100% syllabi completion by respective subject faculties is 95% indicating that the students get to learn almost everything from the structured syllabus through respective subject faculties.

Q.2. The faculties come well prepared to the class.

A significant portion of respondents, one fourth (34%), were 'strongly agree' with regard to the faculties as well prepared for the class and 43% 'agree' with respect to the fact that faculties come well prepared in the class.

Whereas, 6% and 7% of the respondents 'strongly disagree' and 'disagree' respectively in the area of faculties being well prepared for the class. Also 10% of the respondents for the same leave 'no comment' which is relatively small portion of the respondents but impacts the need of improvements in the concerned area.

In conclusion, 94% of overall satisfaction is found to be the positive feedback for the faculties coming well prepared to the class.



Q.3. Your faculties are able to communicate effectively.

For effective communication of faculties in teaching-learning process, more than half of the total respondents 46% 'agreed' and nearly one third of the respondents (30%) 'strongly agreed' on the same context. This positive feedback plays a significant role and leaves a powerful impact on students' crowd and an institution.

However, very small portion of the respondents (5%) have indicated that they 'strongly disagree' and also 6% of the respondents opted that they 'disagree' whereas 13% have selected 'No Comment' for the faculties being able to communicate effectively which is also influential area to be improved immediately.

Thus, the overall satisfaction is 95% indicating that the students are getting suitable guidance in the area of effective communication by faculties.

Q.4. The evaluation process by the faculties is fair enough.

A significant portion of respondents, nearly one third (31%), 'strongly agree' with regard to the faculties for fair evaluation process and 44% 'agree' with respect to the fact that faculties undergo fair evaluation process.

Whereas, 5% and 7% of the respondents 'strongly disagree' and 'disagree' respectively in the area of faculties performing evaluation fairly. Also 14% of the respondents for the same leave 'no comment' which is relatively small portion of the respondents but impacts the need of improvements in the concerned area.

Hence, 95% of overall satisfaction is found to be the positive feedback for the fairness in evaluation process leaving good impact in the important area of teaching-learning process.

Q.5 The mentor - mentee process in college helps you in your social and emotional growth.

The data reveals that 31% believe the mentor - mentee process in college helps them in social and emotional growth and rated as 'Strongly agree' while majority of students, 45%, rated 'agree' on the fact that mentor - mentee process in college helps in their social and emotional growth.

Additionally, a smaller portion (6%) of the student population 'Disagree' and 6% students' population 'Strongly disagree' and 13% of students rated as 'No Comment' on the mentor-mentee process being helpful in their social and emotional growth, thus indicating that there is room for improvement.

As a result of it, 94% of overall satisfaction is observed through the data on the asked fact.


Q.6. The faculties illustrate concepts through examples and applications.

The data reveals that 28% of respondents 'Strongly agree' and majority of the respondents (47%) 'agree' on the fact that the faculties illustrate concepts through examples and applications. While a smaller portion (14%) of the respondents rate 'No Comment', 5% respondents 'disagree' and 6% 'Strongly disagree' which is an indication of the fact that the faculties need to make the necessary improvements in the concerned area of illustrating concepts through examples and applications.

Hence, overall satisfaction in percentage is 94% for the illustration of concepts by faculties through examples and applications.

Q.7 The College provides multiple opportunities to learn and grow.

The data shows that a significant portion of students (29%) 'Strongly agree' on the statement that the college provides multiple opportunities to learn and grow. The data further reveals that (46%) of students 'Agree' on the fact that multiple opportunities to learn and grow is provided by the college. It is the clear indication of growth of students in terms of knowledge and career development.



On the other side, very small portion 15%, 6% and 4% of the total respondents hit the option of 'No Comment', 'Disagree' and 'Strongly Disagree' respectively for the provision of multiple opportunities by the college to learn and grow. This is a sign of serious attention and provide the students' need to learn and grow through multiple opportunities given by the college.

As a result of it, 96% of overall satisfaction is observed through the data on the asked fact. This is a promising sign, indicating that the college is positively attentive in helping students to learn and grow through multiple opportunities.

Q.8 The College involves students in continuous quality improvement.

The data reveals that 29% believe the College involves students in continuous quality improvement and rated as 'Strongly agree' while majority of students, 46%, rated 'agree' on the fact the College involves students in continuous quality improvement. It is considered as positive feedback of respondents for the quality improvement of students through college.

Additionally, a smaller portion (6%) of the student population 'Disagree' and 6% students' population 'Strongly disagree' and 13% of students rated as 'No Comment' on the involvement of college to students in continuous quality improvement, thus indicating that there is room for improvement.

Finally overall satisfaction is 94% in this area.

Q.9 The College provides internship and field visits to the students as required.

The data shows that a significant portion of students (27%) 'Strongly agree' on the statement that the college provides internship and field visits to the students as required.

The data further reveals that (48%) of students 'Agree' on the fact that the college provides internship and field visits to the students as required. It is the clear indication of growth of students in terms of knowledge and career development.

On the other side, very small portion 13%, 7% and 5% of the total respondents hit the option of 'No Comment', 'Disagree' and 'Strongly Disagree' respectively for the provision of internship and field visits to the students as required.

This is a sign of serious attention and provide the students' need to of internship and field visits to learn and grow through multiple opportunities given by the college.

As a result of it, 95% of overall satisfaction is observed through the data on the asked fact.

Q.10 Remedial classes are conducted for the slow learners.

In context of conducting remedial classes for the slow learners, more than half of the total respondents (47%) 'agreed' and nearly one third of the respondents (30%) 'strongly agreed' on the same context. This positive feedback imposed a good impact on teaching-learning process.

However, very small portion of the respondents (4%) have indicated that they 'strongly disagree' and also 6% of the respondents opted that they 'disagree' whereas 13% have selected 'No Comment' for the conduct of remedial class for slow learners which is the area of concern that warrants immediate attention.

Thus, the overall satisfaction for the remedial class being conducted for slow learners is 96% indicating that the students especially slow learners get to learn through remedial classes for the benefit of their exams, knowledge and career.



Q.11 The syllabus is completed on time & revision lectures are conducted prior to Exam.

The syllabus completion on time is the crucial and very important aspect in teaching-learning process which directly affects students' exam performance, results etc. here, for the completion of syllabus on time & engaging students for revision lectures prior to exam a significant portion of the response from students (29%) 'strongly agree' and more than half of the total respondents (45%) 'Agree'. It indicates that in the area of syllabus completion on time and conducting revision lectures prior to exam is prioritized by the teachers for students and imposed in the teaching-learning process effectively.

While very small portion of the response from the students 6%, 7% and 14% hit the option 'Strongly Disagree', 'Disagree', and 'No Comment' respectively which is indication of serious attention for improvising teaching-learning process more.

Hence, overall satisfaction in context of syllabus completion on time and revision lectures is 94% which is the good and impactful in the teaching-learning process.

Q.12 The faculty engages students in role play/case studies/collaborative learning etc.

Engaging students in anyway is very important and plays a very important role in teaching-learning process to make students grow and build confidence in terms of knowledge, speech, communicating, acting through various examples.

Here, the data shows that 31% students 'Strongly agree' and 45% of students 'Agree' on the fact that the faculty engages students in role play/case studies/collaborative learning etc. It is the clear indication of growth of students in terms of knowledge, building self-confidence and career development.

On the other side, very small portion 13%, 6% and 5% of the total respondents hit the option of 'No Comment', 'Disagree' and 'Strongly Disagree' respectively for the fact that faculties engaging students in role play/case studies/collaborative learning etc. Which shows that there is a need of improvement.

As a result, the overall satisfaction in this context is 95% which is good indication of impactful teaching-learning process.

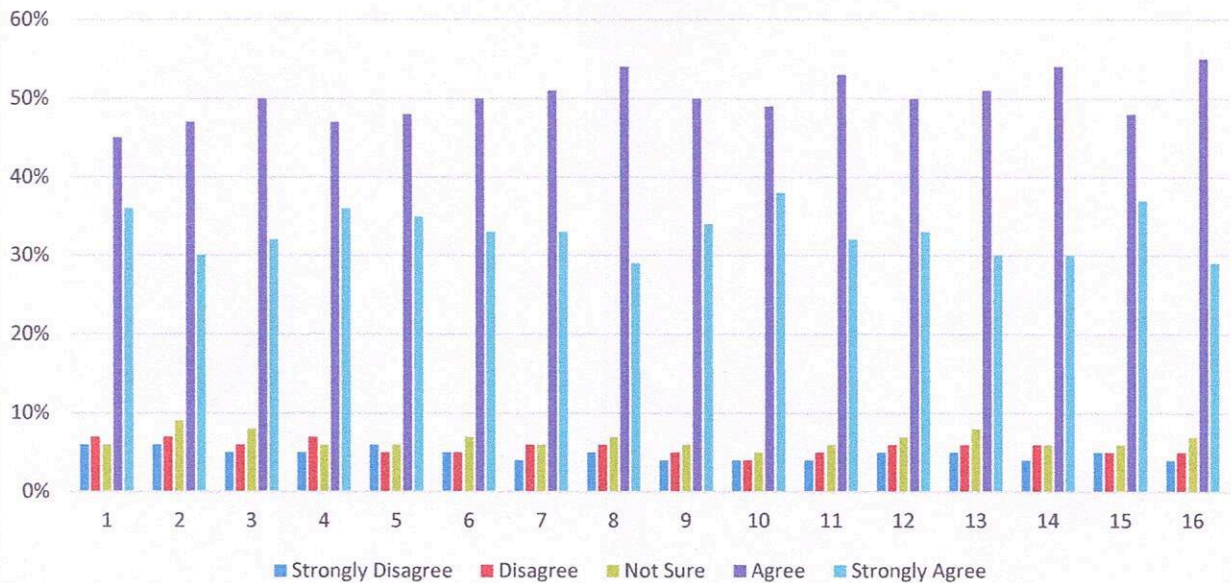


STUDENTS' FEEDBACK ON INFRASTRUCTURE

Description	Strongly Disagree	Disagree	Not Sure	Agree	Strongly Agree	Total	Overall Satisfaction (%)
The physical infrastructure of the college is good.	4%	9%	12%	39%	36%	628	96%
The Library provides a fair collection of books, journals and reading material.	7%	3%	7%	48%	34%	628	93%
The IT facilities provided by the college are sufficient for the students.	7%	8%	10%	44%	32%	628	93%
Complaints and redressals are attended to promptly by the Office Staff	3%	8%	8%	45%	37%	628	97%
Complaint Redressal Committee in the college is fair.	5%	4%	9%	47%	36%	628	95%
The Canteen provides good quality food at affordable rate and maintains hygiene	5%	7%	6%	54%	28%	628	95%
The College website provides upto-date & timely information.	4%	5%	4%	54%	33%	628	96%
The class room infrastructure has proper ventilation & adequate seating arrangement.	4%	6%	8%	52%	31%	628	96%
The Girls /Boys wash rooms/Common Rooms are cleaned daily and well maintained.	6%	5%	11%	47%	32%	628	94%
There is adequate provision for drinking water facility.	2%	4%	5%	49%	39%	628	98%
The college premises is green, clean and well maintained.	4%	5%	11%	48%	32%	628	96%
Amenities and assistance are available at the college for physically challenged students.	7%	5%	11%	47%	31%	628	93%
Amenities are available at the college for co-curricular and extra-curricular activities.	5%	7%	15%	45%	28%	628	95%
The college has facilities for health emergencies (On call doctors/ambulance/wheel chair/strecher/First Aid Kit)	6%	4%	7%	49%	34%	628	94%
Adequate provisions for Waste management (Dry/Wet/E-waste)	6%	5%	7%	46%	36%	628	94%
The college provides adequate Sports Facilities for indoor & outdoor games	7%	8%	9%	47%	28%	628	93%



STUDENTS FEEDBACK ON INFRASTRUCTURE



Feedback Analysis

1. The physical infrastructure of the college is good.

The general sentiment toward the college's physical infrastructure is favorable, as a majority of students indicate satisfaction. Specifically, 83% of students (combining 36% strongly agree and 47% agree) hold a positive perspective on the college's physical infrastructure. However, there is a noteworthy 6% of students who responded with uncertainty ("Not Sure"). Despite the predominant positive sentiment, it is important to address the concerns of the 13% (7% disagree + 6% strongly disagree) who hold a less favorable opinion to ensure a comprehensive understanding and improvement where necessary.

2. The Library provides a fair collection of books, journals and reading material.


A total of 77% of students, consisting of 30% strongly agreeing and 47% agreeing, convey positive opinions about the library's collection. This signifies a significant satisfaction level with the available resources. Additionally, 9% of students are uncertain ("Not Sure") about their stance. Although the majority holds a positive outlook, it is essential to acknowledge and address the concerns raised by the 13% (7% disagree + 6% strongly disagree) of students who hold a less favorable opinion.

3. The IT facilities provided by the college are sufficient for the students.

A significant majority of students, accounting for 82% (32% strongly agree + 50% agree), express satisfaction with the IT facilities provided by the college, showcasing a positive trend in technological support. The response of "Not Sure" from 8% of students suggests that there might be reservations or uncertainties about the sufficiency of IT facilities among a portion of the student body. Although the overall satisfaction is noteworthy, it remains crucial to attend to the concerns raised by the 11% (6% disagree + 5% strongly disagree) of students who express dissatisfaction.

4. Complaints and redressals are attended to promptly by the Office Staff

83% of students, comprising 36% strongly agreeing and 47% agreeing, believe that the office staff promptly addresses complaints and redressals. This suggests a majority that is content with the efficiency of the complaint resolution process. A minor percentage (6%) of students indicated uncertainty with a "Not Sure" response. While the majority expresses satisfaction, it is important to note that there is still a significant proportion (13%) of students who disagree or strongly disagree with the promptness of complaint handling by the office staff.



5. Complaint Redressal Committee in the college is fair.

A significant majority of students, 83% (comprising 35% strongly agreeing and 48% agreeing), view the Complaint Redressal Committee in the college as fair. A minor percentage (6%) of students responded with uncertainty, stating "Not Sure." Despite the overall satisfaction, it is crucial to acknowledge that a combined 11% (5% disagree + 6% strongly disagree) of students express dissatisfaction with the perceived fairness of the committee.

6. The Canteen provides good quality food at affordable rate and maintains hygiene

The majority of students, accounting for 83% (33% strongly agreeing and 50% agreeing), indicate contentment with the canteen services concerning food quality, affordability, and hygiene. A significant portion, 7%, responded with uncertainty, stating "Not Sure." Despite the prevailing satisfaction, it is crucial to address the concerns of the 10% (5% disagree + 5% strongly disagree) of students who express dissatisfaction with the canteen services.

7. The College website provides up-to-date & timely information.

A collective 84% of students, combining 33% strongly agreeing and 51% agreeing, convey satisfaction with the college website's delivery of up-to-date and timely information. A modest percentage (6%) of students responded with uncertainty, stating "Not Sure." Despite the prevailing satisfaction, it is essential to acknowledge and address the concerns of the 10% (6% disagree + 4% strongly disagree) of students who express dissatisfaction with the timeliness of information on the college website.

8. The class room infrastructure has proper ventilation & adequate seating arrangement.

83% (29% strongly agreeing and 54% agreeing), indicate contentment with the classroom infrastructure, emphasizing positive perceptions of the learning environment. A minor percentage (7%) of students responded with uncertainty, stating "Not Sure." While the majority expresses satisfaction, it remains important to address the concerns of the 11% (6% disagree + 5% strongly disagree) of students who express dissatisfaction with the classroom infrastructure.

9. The Girls /Boys wash rooms/Common Rooms are cleaned daily and well maintained.


A total of 84% (comprising 34% strongly agreeing and 50% agreeing) of students convey contentment with the cleanliness and maintenance of washrooms and common rooms, reflecting a positive overall perception of the hygiene and upkeep of these facilities. A modest percentage (6%) of students responded with uncertainty, stating "Not Sure." Although the majority expresses satisfaction, it is crucial to address the concerns of the 9% (5% disagree + 4% strongly disagree) of students who express dissatisfaction with the cleanliness and maintenance of these facilities.

10. There is adequate provision for drinking water facility.

87% students (38% strongly agreeing and 49% agreeing), express satisfaction with the provision of drinking water facilities. However, there is a notable 8% of students who disagree (4%) or strongly disagree (4%) regarding the adequacy of drinking water provision on the college campus. A small percentage of students (5%) are uncertain and have not formed a clear opinion about such provisions.

11. The college premises is green, clean and well maintained.

A total of 85% of students, combining 32% strongly agreeing and 53% agreeing, convey contentment with the environmental conditions and upkeep of the college premises. A minor percentage (6%) of students responded with uncertainty, stating "Not Sure." Despite the prevailing satisfaction, it remains crucial to address the concerns of the 9% (5% disagree + 4% strongly disagree) of students who express dissatisfaction with the environmental conditions and maintenance of the college surroundings.



12. Amenities and assistance are available at the college for physically challenged students.

A significant majority of students, amounting to 83% (33% strongly agreeing and 50% agreeing), indicate contentment with the accessibility of amenities and assistance for physically challenged students. A modest percentage (7%) of students responded with uncertainty, stating "Not Sure." Although the majority expresses satisfaction, it remains essential to address the concerns of the 11% (5% disagree + 6% strongly disagree) of students who express dissatisfaction with the availability of amenities and support for physically challenged students.

13. Amenities are available at the college for co-curricular and extra-curricular activities.

A majority of students, 81% (30% strongly agree + 51% agree), are satisfied with the availability of amenities for co-curricular and extra-curricular activities, reflecting a positive overall perception of the college's support for non-academic endeavors. However, 8% of students are uncertain ("Not Sure"). While the majority is content, addressing the concerns of the 11% (6% disagree + 5% strongly disagree) expressing dissatisfaction is crucial.

14. The college has facilities for health emergencies (On call doctors/ambulance/wheel chair/strecher/First Aid Kit)

Most students, 76% (30% strongly agree + 54% agree), are satisfied with the availability of health emergency facilities on campus, indicating a positive perception of the college's preparedness for health emergencies. However, 6% are uncertain ("Not Sure"). It's important to note that 11% (6% disagree + 4% strongly disagree) express dissatisfaction with the availability of health emergency facilities.

15. Adequate provisions for Waste management (Dry/Wet/E-waste)

A majority of students, 85% (37% strongly agree + 48% agree), are satisfied with the adequacy of waste management provisions at the college. However, 6% are uncertain ("Not Sure"). It's crucial to address the concerns of the 10% (5% disagree + 5% strongly disagree) expressing dissatisfaction with the adequacy of waste management provisions.

16. The college provides adequate Sports Facilities for indoor & outdoor games

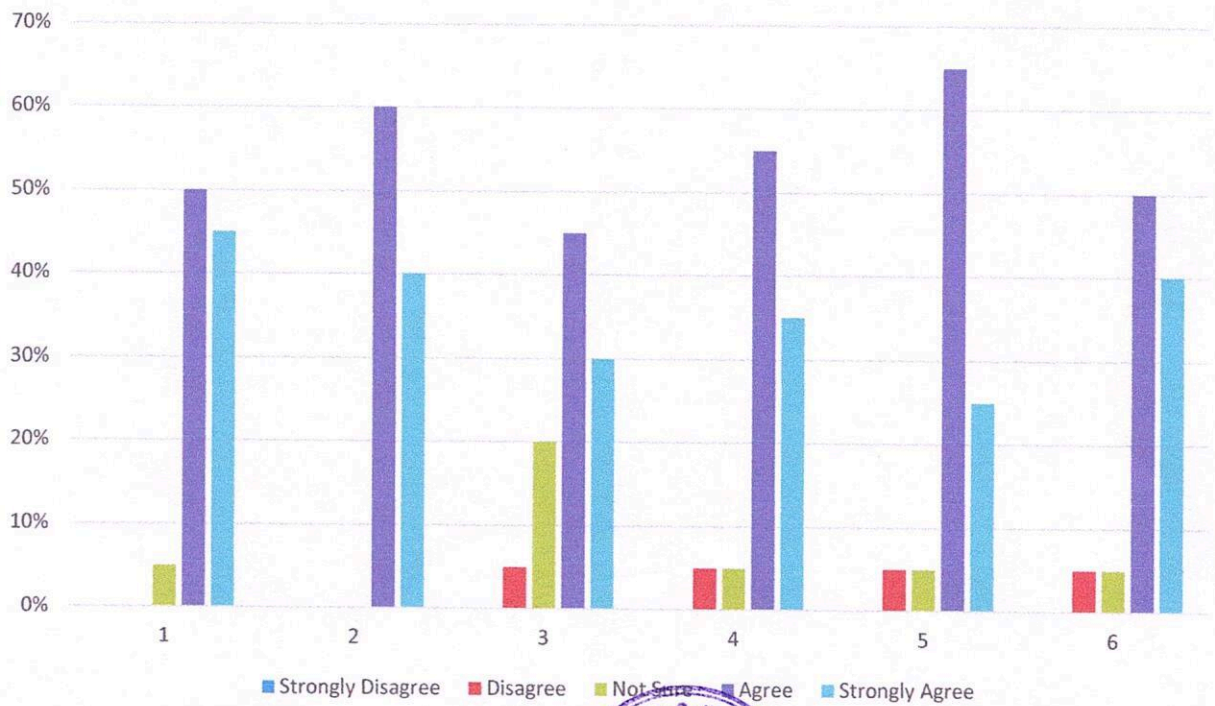
84% (29% strongly agree + 55% agree), are satisfied with the sports facilities for both indoor and outdoor games. However, 7% are uncertain ("Not Sure"). It is important to find solutions for the concerns of the 9% (5% disagree + 4% strongly disagree) students who expressed dissatisfaction with the adequacy of sports facilities.



FACULTY' FEEDBACK ON CURRICULUM

Description	Poor	Average	Good	Very Good	Excellent	Total	Overall Satisfaction (%)
Rate the potential of the students in understanding the course objectives.	0%	0%	5%	50%	45%	20	100%
Rate the structure of the curriculum framed for the entire program	0%	0%	0%	60%	40%	20	100%
Does the course adequately emphasis on fundamentals and basics concept	0%	5%	20%	45%	30%	20	100%
Rate the benefit derived and outcome achieved from the courses	0%	5%	5%	55%	35%	20	100%
Do you find modern and advanced topic being covered?	0%	5%	5%	65%	25%	20	100%
Does this course meet the current industry requirements?	0%	5%	5%	50%	40%	20	100%

FACULTY FEEDBACK ON CURRICULUM



Feedback Analysis

The feedback provided by faculty on the curriculum holds tremendous importance as it shapes and enhances the educational experience for students. It serves to guarantee that the curriculum closely aligns with the intended learning objectives of the course. Moreover, faculty feedback aids in maintaining the curriculum's adherence to industry and academic standards, thus effectively preparing students for their future careers or further academic endeavors.

1. Rate the potential of the students in understanding the course objectives

Based on the graph, the prevailing opinion among teachers is that the syllabus offers a comprehensive overview of the course, showcasing a well-organized and detailed structure. Specifically, 18% of teachers rate it as 'Excellent,' while 32% consider it 'Very Good' in terms of meeting the course objectives. Additionally, 45% find it 'Good' enough to fulfill the syllabus objectives. A smaller proportion, 5%, believes that the syllabus covers the necessary topics but lacks depth, leading them to rate it as 'Average' on the scale. Notably, none of the faculty members rate it as 'Poor,' underscoring that the syllabus is effectively meeting the objectives.

2. Rate the structure of the curriculum framed for the entire program

The syllabus offers a comprehensive and well-structured overview of the course. Based on the received feedback, 18% of the teaching faculties rated the course as 'Excellent,' appreciating its incorporation of learning outcomes and provision of a clear roadmap for student progression. A significant majority, comprising 45% of faculties, evaluated it as 'Good,' and an additional 27% considered it 'Very Good.' While a smaller percentage of 9% of faculties perceived the course to be moderately organized, giving it an 'Average' score, the analysis indicates that there is a positive consensus among the faculties. None of them believe the course lacks organization or coherence, and no alterations are deemed necessary. This collective agreement underscores the syllabus's effectiveness in meeting the needs of both instructors and students.


3. Does the course adequately emphasis on fundamentals and basics concept

The syllabus places strong emphasis on fundamental concepts and skills, recognizing their vital role in long-term learning and retention. The analysis reveals that 23% of faculties highly appreciate and recognize this emphasis, as evident from their selection of the 'Excellent' option. Additionally, 27% of faculties rated it as 'Very Good,' while 41% deemed it 'Good,' affirming the belief that prioritizing foundational elements leads to more effective learning and establishes a solid basis for further studies in the subject.

Despite this overall agreement, there exists some diversity of opinions within the academic community, with 9% of faculties giving it an 'Average' rating. This variation in perspectives highlights differing views on curriculum design and instructional time allocation. Nevertheless, the prevailing consensus remains that focusing on fundamental concepts and skills is of great value for students' education and personal development.

4. Rate the benefit derived and outcome achieved from the courses.

Faculty feedback on the benefits of a course can exhibit significant variation, influenced by factors such as the specific course, subject matter, and individual perspectives. The analysis highlights the crucial role of knowledge as the bedrock for future learning and practical application. Interestingly, 9% of faculties emphasize that the course effectively enables students to develop a strong understanding of the subject matter, encompassing relevant theories, concepts, and principles in the field. Additionally, 41% of faculties rate it as 'Very Good,' while 32% choose the 'Good' option, showcasing their positive evaluation of the course's impact.



On the other hand, 18% of faculties view the benefits derived from the course as 'Average' in terms of preparing students for their future careers or further academic pursuits.

5. Do you find modern and advanced topic being covered?

Integrating modern and advanced topics into the curriculum presents an excellent opportunity to foster critical thinking and innovation among students. These subjects offer valuable benefits by enabling students to analyze complex issues, propose innovative solutions, and think creatively, thereby enhancing their problem-solving abilities and encouraging unique perspectives. According to the data analysis, 18% of faculties who chose the 'Excellent' option believe that the curriculum's incorporation of modern and advanced topics effectively prepares students for the demands of their future careers

An even larger proportion, 27% of faculties, consider the coverage of modern and advanced topics in the curriculum to be substantial and rate it as 'Very Good.' Additionally, 45% of faculties expressed a 'Good' rating for this parameter, recognizing that exploring these topics provides students with exposure to more advanced theories and studies related to the subject matter.

On the other hand, 5% of faculties indicated an 'Average' coverage of modern or advanced topics in the curriculum, which still contributes positively to students' intellectual growth. Notably, 5% of the faculties find mismatch between the current trends/practices and the curriculum content.

6. Does this course meet the current industry requirements?

The data analysis offers valuable insights into the diverse opinions of faculties on this matter. Specifically, 14% of respondents believe that the course is 'Excellent,' providing ample opportunities for students to engage in industry-relevant skills and apply their knowledge in practical contexts.

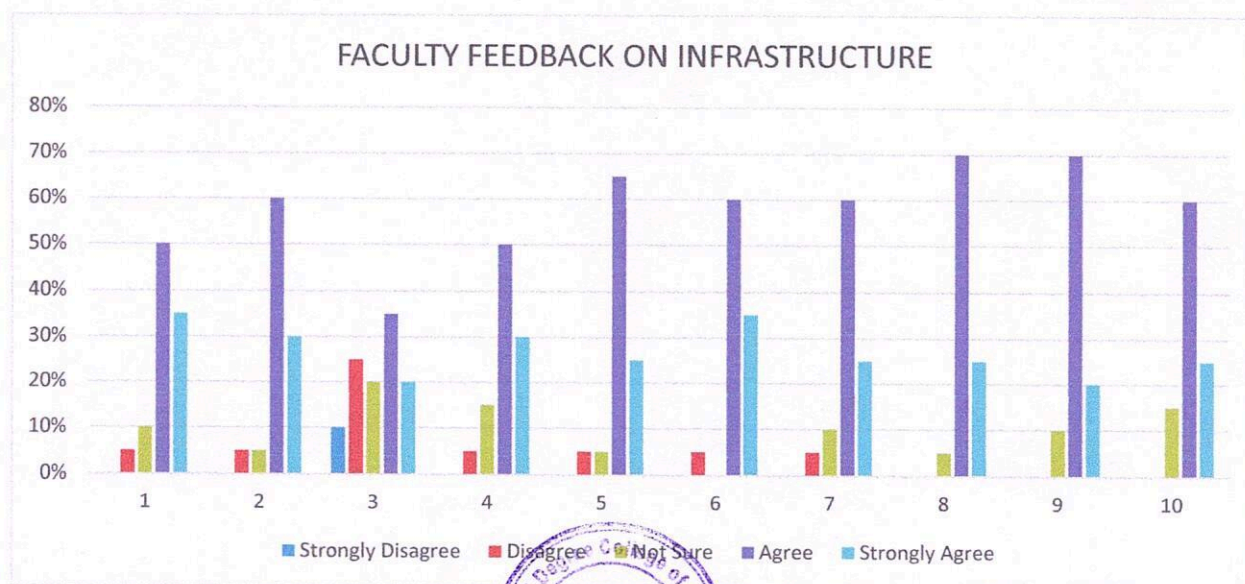
An additional 32% of respondents rate the parameter as 'Very Good,' indicating their positive assessment of how effectively the course meets the current demands of employers across various industry verticals. Furthermore, 36% of faculties find the course to be 'Good,' showcasing their confidence in its ability to adequately address industry needs.

On the other hand, some faculties hold the view that the course aligns with industry needs in an 'Average' manner, representing 18% of respondents. However, none of them perceive it as being less effective in bridging the gap between academic theory and practical application in real-world scenarios.



FACULTY FEEDBACK ON INFRASTRUCTURE

Description	Strongly Disagree	Disagree	Not Sure	Agree	Strongly Agree	Total	Overall Satisfaction (%)
The Vision, mission & objectives of the College are known.	0%	5%	10%	50%	35%	20	95%
Computer facilities are made available for ICT enabled teaching learning.	0%	5%	5%	60%	30%	20	95%
The faculties are encouraged for Research, Innovation & IPR.	10%	25%	20%	35%	20%	20	75%
Hierarchical Structures are maintained, approachable and accessible.	0%	5%	15%	50%	30%	20	95%
Clean, well maintained & hygienic rest rooms, toilets, laboratory, gymkhana, classrooms.	0%	5%	5%	65%	25%	20	95%
Availability of Clean drinking water.	0%	5%	0%	60%	35%	20	95%
Enough opportunities for continuous development of Staff.	0%	5%	10%	60%	25%	20	95%
Equal opportunity for all staff is provided.	0%	0%	5%	70%	25%	20	100%
There is a mechanism for feedback, review and performance enhancement for the staff.	0%	0%	10%	70%	20%	20	100%
The Recognition/ Incentive/ Appraisal policies are followed.	0%	0%	15%	60%	25%	20	100%



Feedback Analysis

1. The Vision, mission & objectives of the College are known.

A majority of respondents (87% in total) have a positive perception regarding the clarity of the college's vision, mission, and objectives.

2. Computer facilities are made available for ICT-enabled teaching-learning.

Most respondents (91% in total) agree that the college provides adequate computer facilities for teaching and learning with technology.

3. The faculties are encouraged for Research, Innovation & IPR.

While there is a mix of opinions, around 50% of respondents indicate some level of encouragement for research, innovation, and intellectual property rights (IPR) among the faculty.

4. Hierarchical Structures are maintained, approachable, and accessible.

Most respondents (82% in total) feel that hierarchical structures in the college are maintained, and they find them approachable and accessible.

5. Clean, well-maintained & hygienic restrooms, toilets, laboratory, gymkhana, classrooms.

A significant majority (91% in total) of respondents feel that the college maintains clean and hygienic facilities, including restrooms, classrooms, and laboratories.

6. Availability of clean drinking water.

Almost all respondents (96% in total) believe that clean drinking water is readily available at the college.

7. Enough opportunities for the continuous development of staff.

A significant majority (87% in total) agree that there are sufficient opportunities for the ongoing development of staff.

8. Equal opportunities for all staff are provided.

Most respondents (96% in total) agree that the college provides equal opportunities for all staff members.


9. There is a mechanism for feedback, review, and performance enhancement for the staff.

A vast majority (91% in total) believe that the college has an effective mechanism for staff feedback, review, and performance enhancement.

10. The Recognition/Incentive/Appraisal policies are followed.

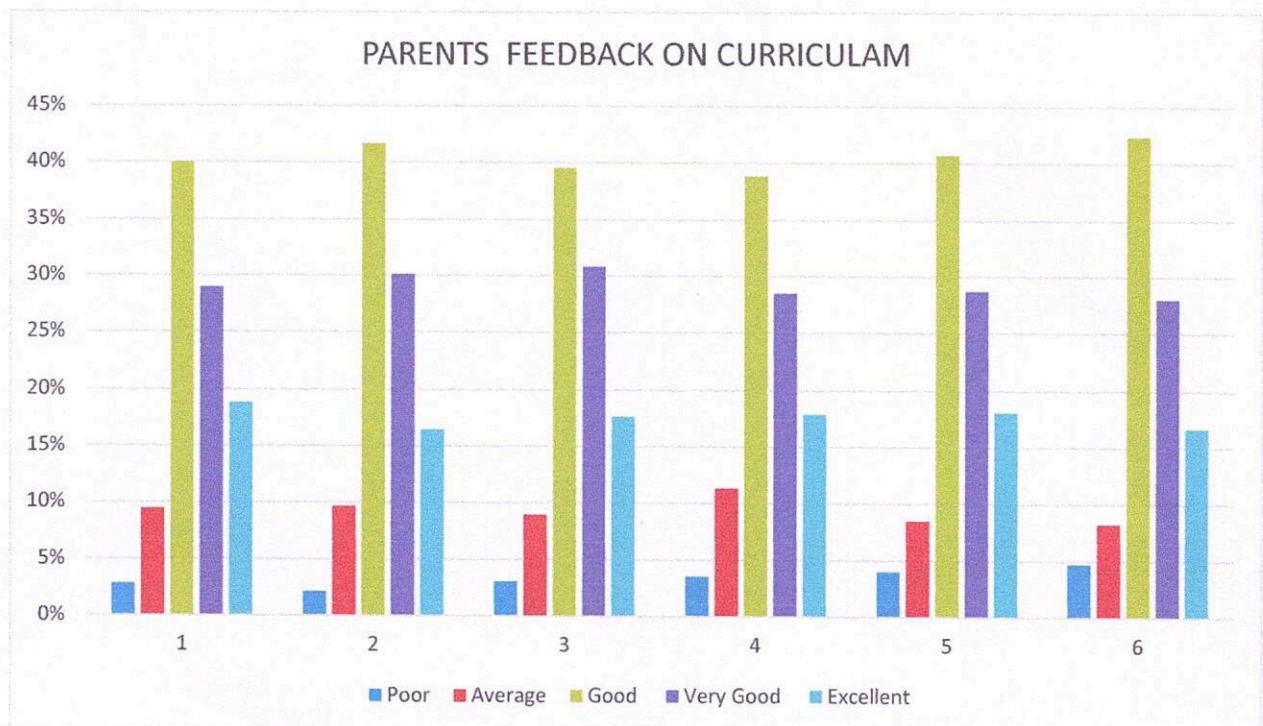
Most respondents (87% in total) believe that the college follows its recognition, incentive, and appraisal policies.

Overall, the feedback generally indicates positive sentiments toward various aspects of the college, with areas of improvement suggested for research encouragement and hierarchical structures.



PARENTS' FEEDBACK ON CURRICULUM

Description	Poor	Average	Good	Very Good	Excellent	Total	Overall Satisfaction (%)
Rate the quality and relevance of the courses included in the semester	3%	9%	40%	29%	19%	425	97%
Rate the program that your ward is undergoing in terms of the workload of the courses in different Semesters.	2%	10%	42%	30%	16%	425	98%
Does the course adequately emphasis on fundamentals and basics concept	3%	9%	40%	31%	18%	425	97%
Rate the outcomes that your ward has achieved from the courses.	4%	11%	39%	28%	18%	425	96%
Do you find modern and advanced topic being covered.	4%	8%	41%	29%	18%	425	96%
Does this course meet the current industry requirements	5%	8%	42%	28%	17%	425	95%



Feedback Analysis

Parental feedback is an indispensable aspect of their children's education. Valuable insights from parents aid in fine-tuning the curriculum, refining teaching methodologies, and overall enhancement of the educational journey. By establishing regular interaction and collaboration between educators and parents, a conducive and productive environment is fostered, prioritizing the enrichment of students' learning experiences while aligning with the institution's objectives.

1. Rate the quality and relevance of the courses included in the semester

According to data analysis, 19% of parents find the syllabus 'Excellent,' effectively preparing their children for practical challenges in personal and professional life. Another 40% rate it as 'Good,' while 29% consider it 'Very Good,' expressing satisfaction with its alignment with course objectives. These ratings highlight their belief that the syllabus covers essential concepts and foundational knowledge crucial for their child's academic progression. However, 9% of parents view the syllabus as 'Average,' noting that it falls short in fully meeting course objectives and lacks depth in certain subject areas, while 3% consider the syllabus as 'Poor' and does not meet the objectives.

2. Rate the program that your ward is undergoing in terms of the workload of the courses in different Semesters.

The chart offers a comprehensive analysis of parental opinions concerning the course organization. 16% of parents rate it as 'Excellent,' recognizing its well-structured and managed approach, fostering a well-rounded education that encompasses diverse subjects, while promoting critical thinking, problem-solving, communication skills, and overall holistic development. Another 30% of parents rate the parameter as 'Very Good,' acknowledging its potential to contribute significantly to their child's academic and professional growth.

The majority of parents, 42%, rate the organization of the course as 'Good,' indicating overall satisfaction with its structure and management. However, 10% of parents consider the course 'Average,' expressing concerns about a lack of clear structure, defined roadmap, and clear expectations for the students. Remaining 2% opine that the course organization is 'Poor'.

3. Does the course adequately emphasis on fundamentals and basics concept

Based on the bar graph, it becomes evident that parents' opinions regarding the course curriculum's emphasis on fundamental basics vary. Approximately 18% of parents consider the parameter 'Excellent,' reflecting their belief in the course's strong emphasis on fundamental basics. Moreover, around 31% of parents find the course curriculum 'Very Good,' highlighting their appreciation for the critical role that fundamental basics play in the learning process.

The data further reveals that a significant 40% of parents highly appreciate the course curriculum's emphasis on fundamentals. A smaller group of 9% of parents views the curriculum as 'Average,' indicating that it lacks sufficient depth in teaching fundamental basics. However, remaining 3% rate it as 'Poor' and not laying emphasis on fundamentals of the subject.

4. Rate the outcomes that your ward has achieved from the courses

The course provides valuable insights to parents on the positive outcomes and advantages for their children's overall academic experience. 18% of parents rate it as 'Excellent,' highlighting its impact on deeper subject understanding, improved problem-solving skills, and overall academic abilities. 28% find it 'Very Good', and 39% consider it 'Good' in benefiting their children. However, 11% rate it as 'Average' for fostering a growth mindset and proactive learning and 4% state that no benefits are derived from the course and hence rate the indicator as 'Poor'.



5. Do you find modern and advanced topic being covered?

Parents' feedback on the Coverage of Modern/Advanced Topics in the course curriculum reflects their perspectives on its relevance and effectiveness in their child's education. The data shows that 18% of parents find the curriculum 'Excellent' as it includes modern/advanced topics that are relevant to the rapidly changing world. 29% of parents believe the curriculum covers these topics satisfactorily and prepares their child for future challenges, rating it as 'Very Good'. Additionally, 41% of parents consider it 'Good' in covering latest and advanced topics to enhance their child's academic and professional lives. However, 8% of parents rate the curriculum as 'Average' in this aspect and 4% rate it as 'Poor' in its capacity of covering the modern or advanced topics.

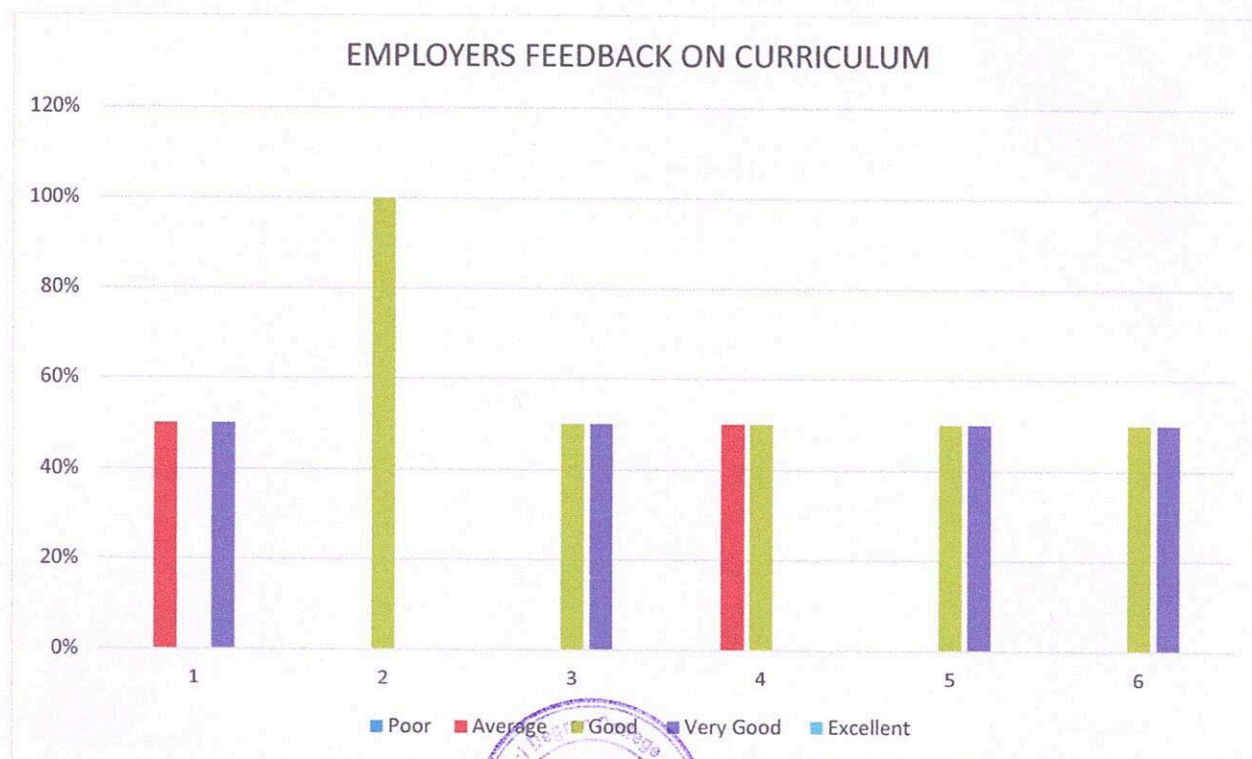
6. Does this course meet the current industry requirements

Ensuring that students are well-prepared for their future careers requires the course to align with industry requirements. The data shows that 17% of parents find the course well designed to meet the latest industry demands. Additionally, 28% rate the curriculum as 'Very Good', while 42% find it 'Good' and well-suited to cater to current industry needs. The curriculum helps students stay updated with market trends and industry knowledge, setting them apart in academic settings and future career opportunities. However, 8% consider the curriculum design 'Average' in meeting industry demands across various sectors. 5% of parents feel that the curriculum is 'Poor' and lacks sufficient support for job placement or career advancement.



EMPLOYERS' FEEDBACK ON CURRICULUM

Description	Poor	Average	Good	Very Good	Excellent	Total	Overall Satisfaction (%)
How do you rate the adequacy of curriculum?	0%	50%	0%	50%	0%	2	100%
How do you rate the relevance of the curriculum to the organization?	0%	0%	100%	0%	0%	2	100%
Does the course adequately emphasis on fundamentals and basics concept?	0%	0%	50%	50%	0%	2	100%
Rate the benefit derived and outcome achieved from the courses?	0%	50%	50%	0%	0%	2	100%
How do you rate the proficiency of our student(s) working with you?	0%	0%	50%	50%	0%	2	100%
Does this course meet the current industry requirements	0%	0%	50%	50%	0%	2	100%



Feedback Analysis

1. How do you rate the adequacy of curriculum?

The responses regarding the adequacy of the curriculum are largely positive, with 50% rating it as very good, and 50% rating it as an average indicating widespread satisfaction. While No respondent perceived it as good, showcasing strongly positive sentiment, there is potential for improvement. Importantly, none of the respondents rated it as poor.

2. How do you rate the relevance of the curriculum to the organization?

100% of the employers giving feedback, said the curriculum is good, showing that a lot of them believe it's meeting what the organization expects. None of the employers rated relevance of the curriculum as average or poor.

3. Does the course adequately emphasis on fundamentals and basics concept?

Half of the respondents, 50% thought the emphasis on fundamental concepts was really good, which shows that a lot of people liked it. Furthermore, 50% respondents also rated it as very good. Interestingly, no one gave the course a poor or average rating.

4. Rate the benefit derived and outcome achieved from the courses?

The responses regarding the benefits and outcomes of the courses are positive, with 50% rating them as good and 50% rating as an average. Importantly, none of the respondents rated them as poor, underscoring the unanimous agreement on the positive impact and effectiveness of the courses.

5. How do you rate the proficiency of our student(s) working with you?


50% of total employers felt the proficiency was very good, indicating widespread positive feedback. 50% considered it good, suggesting an overall positive perception with some potential for improvement. Crucially, none of the respondents gave it a poor or average rating.

6. Does this course meet the current industry requirements

Answering the question, 50% employers gave it 'Very Good' and 50% rating as 'good', showing approval of the course's relevance to industry needs. Hence, it is reflecting positive feedback. None of the respondents considered it poor or average.



IQAC Coordinator
Shree L. R. Tiwari Degree College of Arts, Comm. & Sci.
Kanakia Park, Mira Road (E).
Dist. Thane - 401107. Maharashtra



I/C Principal
Shree L. R. Tiwari Degree College of Arts, Comm. & Sci.
Kanakia Park, Mira Road (East),
Dist. Thane - 401107. Maharashtra